

# Brunovsky decomposition for dynamic interval localization

Simon Rohou, Luc Jaulin

ENSTA Bretagne, Lab-STICC, UMR CNRS 6285, Brest, France

SWIM 2023, Angers  
27<sup>th</sup> June 2023



# Section 1

## Introduction

## Introduction

## Problem statement

Let us consider the following non-linear system:

$$\dot{\mathbf{x}}(t) = \mathbf{f}(\mathbf{x}(t), \mathbf{u}(t)), \quad (1a)$$

$$y_i = g(\mathbf{x}(t_i)), \quad (1b)$$

- no prior knowledge about the states  $\mathbf{x}(t) \in \mathbb{R}^n$
- but a discrete set of non-linear state observations  $y_i \in \mathbb{R}$

## Introduction

## Problem statement

Let us consider the following non-linear system:

$$\dot{\mathbf{x}}(t) = \mathbf{f}(\mathbf{x}(t), \mathbf{u}(t)), \quad (1a)$$

$$y_i = g(\mathbf{x}(t_i)), \quad (1b)$$

- no prior knowledge about the states  $\mathbf{x}(t) \in \mathbb{R}^n$
- but a discrete set of non-linear state observations  $y_i \in \mathbb{R}$

**The problem is difficult:**

- non-linearities in  $\mathbf{f}$ ,  $g$
- uncertainties on  $\mathbf{u}(\cdot)$ ,  $y_i$ ,  $t_i$ , ...
- no initial condition
  - $\implies \mathbf{x}(t) \in [-\infty, \infty]^n$
  - $\implies$  no linearization point

## Introduction

## Problem statement

Let us consider the following non-linear system:

$$\dot{\mathbf{x}}(t) = \mathbf{f}(\mathbf{x}(t), \mathbf{u}(t)), \quad (1a)$$

$$y_i = g(\mathbf{x}(t_i)), \quad (1b)$$

- no prior knowledge about the states  $\mathbf{x}(t) \in \mathbb{R}^n$
- but a discrete set of non-linear state observations  $y_i \in \mathbb{R}$

**The problem is difficult:**

- non-linearities in  $\mathbf{f}$ ,  $g$
- uncertainties on  $\mathbf{u}(\cdot)$ ,  $y_i$ ,  $t_i$ , ...
- no initial condition
  - $\implies \mathbf{x}(t) \in [-\infty, \infty]^n$
  - $\implies$  no linearization point

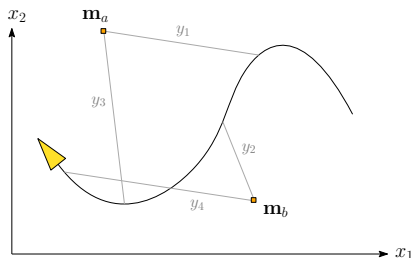
$\implies$  can be easily dealt with interval methods, but not in any cases

## Introduction

## Test case: full robotic state estimation

Landmarks-based localization of a mobile robot:

- $\mathbf{x} \in \mathbb{R}^4$ 
  - $x_1, x_2$ : position
  - $x_3$ : heading
  - $x_4$ : speed
- discrete set of range-only measurements
  - $y_i \in \mathbb{R}$
  - measurements from known landmarks  $\mathbf{m}_a, \mathbf{m}_b$



## Introduction

Evolution equation  $\mathbf{f}$  (for a wheeled robot)

Let us consider the system described by the following equations:

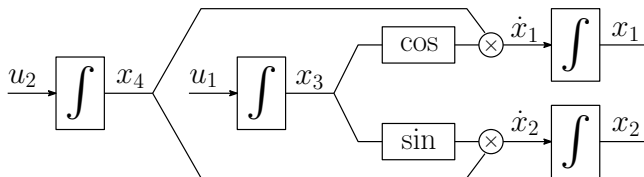
$$\mathbf{f} \begin{cases} \dot{x}_1 &= x_4 \cos(x_3) \\ \dot{x}_2 &= x_4 \sin(x_3) \\ \dot{x}_3 &= u_1 \\ \dot{x}_4 &= u_2 \end{cases} \quad (2)$$

## Introduction

Evolution equation  $\mathbf{f}$  (for a wheeled robot)

Let us consider the system described by the following equations:

$$\mathbf{f} \begin{cases} \dot{x}_1 = x_4 \cos(x_3) \\ \dot{x}_2 = x_4 \sin(x_3) \\ \dot{x}_3 = u_1 \\ \dot{x}_4 = u_2 \end{cases} \quad (2)$$



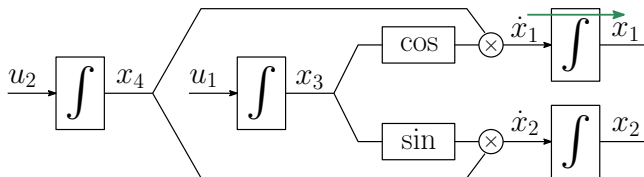


## Introduction

Evolution equation  $\mathbf{f}$  (for a wheeled robot)

Let us consider the system described by the following equations:

$$\mathbf{f} \begin{cases} \dot{x}_1 = x_4 \cos(x_3) \\ \dot{x}_2 = x_4 \sin(x_3) \\ \dot{x}_3 = u_1 \\ \dot{x}_4 = u_2 \end{cases} \quad (2)$$



The problem is difficult when  $x_3$  is unknown.

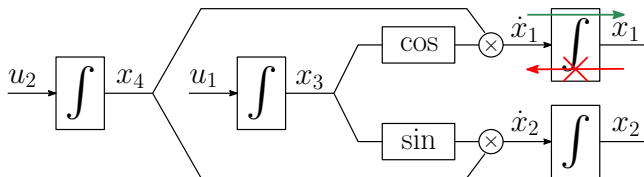
Information only comes from  $x_1, x_2, \mathbf{u}$ .

## Introduction

Evolution equation  $\mathbf{f}$  (for a wheeled robot)

Let us consider the system described by the following equations:

$$\mathbf{f} \begin{cases} \dot{x}_1 = x_4 \cos(x_3) \\ \dot{x}_2 = x_4 \sin(x_3) \\ \dot{x}_3 = u_1 \\ \dot{x}_4 = u_2 \end{cases} \quad (2)$$



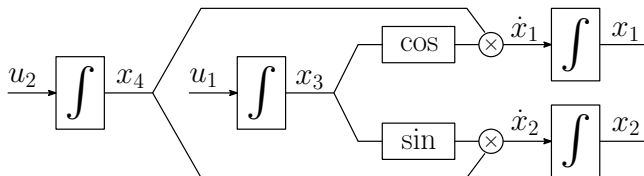
The problem is difficult when  $x_3$  is unknown.

Information only comes from  $x_1, x_2, \mathbf{u}$ .

## Introduction

Evolution equation  $\mathbf{f}$  (for a wheeled robot)

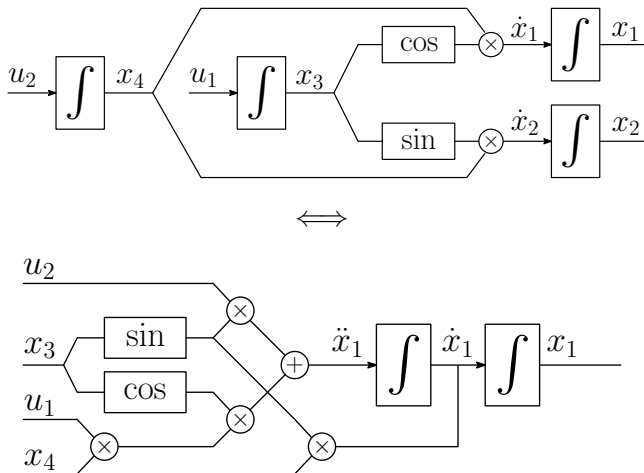
Overview of the «Brunovsky» approach:



## Introduction

Evolution equation  $\mathbf{f}$  (for a wheeled robot)

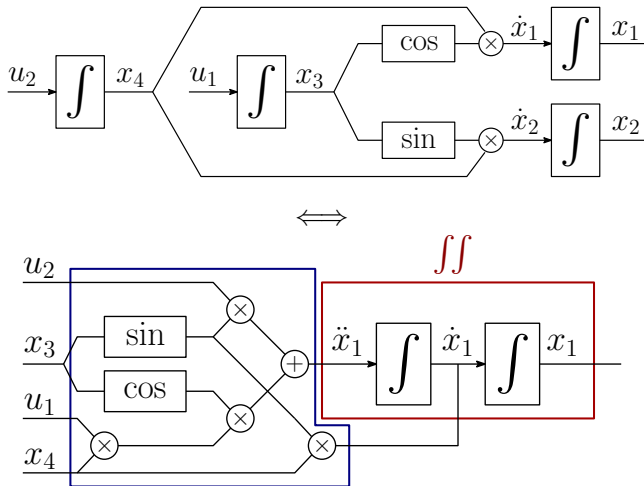
Overview of the «Brunovsky» approach:



## Introduction

Evolution equation  $\mathbf{f}$  (for a wheeled robot)

Overview of the «Brunovsky» approach:



## Section 2

# Brunovsky decomposition

## Brunovsky decomposition

## Flat systems

We consider the following system:

$$\begin{cases} \dot{\mathbf{x}} &= \mathbf{f}(\mathbf{x}, \mathbf{u}) \\ \mathbf{z} &= \mathbf{h}(\mathbf{x}), \end{cases} \quad (3)$$

with  $\mathbf{z} \in \mathbb{R}^m$ : output vector used with a control point of view, and both  $\mathbf{f}$  and  $\mathbf{h}$  assumed to be smooth.

$\mathbf{u} \in \mathbb{R}^m$  and  $\mathbf{z} \in \mathbb{R}^m$ .

The system is said to be flat if there exists two continuous functions  $\phi$  and  $\psi$  and integers  $\kappa_1, \dots, \kappa_m$  such that

$$\begin{cases} \mathbf{x} &= \phi \left( z_1, \dot{z}_1, \dots, z_1^{(\kappa_1-1)}, \dots, z_m, \dot{z}_m, \dots, z_m^{(\kappa_m-1)} \right) \\ \mathbf{u} &= \psi \left( z_1, \dot{z}_1, \dots, z_1^{(\kappa_1)}, \dots, z_m, \dot{z}_m, \dots, z_m^{(\kappa_m)} \right). \end{cases} \quad (4)$$

## Brunovsky decomposition

## Flat systems

Usually, functions  $\phi$  and  $\psi$  are obtained in two steps:

1. The **derivation step**, that computes symbolically  $z_1, \dot{z}_1, \dots, z_1^{(\kappa_1)}, \dots, z_m, \dot{z}_m, \dots, z_m^{(\kappa_m)}$  as functions of  $\mathbf{x}$  and  $\mathbf{u}$ , using Eq. (3).  
We obtain an expression of the form

$$\begin{pmatrix} z_1 \\ \dot{z}_1 \\ \vdots \\ z_m^{(\kappa_m)} \end{pmatrix} = \lambda \begin{pmatrix} \mathbf{x} \\ \mathbf{u} \end{pmatrix}. \quad (5)$$

2. The **inversion step** in order to obtain  $\phi$  and  $\psi$



Brunovsky decomposition

## Flat systems: example

Consider the system

$$\begin{cases} \dot{x}_1 &= x_1 + x_2 \\ \dot{x}_2 &= x_2^2 + u \\ z &= x_1. \end{cases} \quad (6)$$

Brunovsky decomposition

## Flat systems: example

Consider the system

$$\begin{cases} \dot{x}_1 &= x_1 + x_2 \\ \dot{x}_2 &= x_2^2 + u \\ z &= x_1. \end{cases} \quad (6)$$

For the derivation step, we compute  $z, \dot{z}, \ddot{z}, \dots$  with respect to  $\mathbf{x}$  and  $u$  until  $u$  occurs. We get

$$\lambda \begin{cases} z &= x_1 \\ \dot{z} &= \dot{x}_1 = x_1 + x_2 \\ \ddot{z} &= \dot{x}_1 + \dot{x}_2 = x_1 + x_2 + x_2^2 + u. \end{cases} \quad (7)$$

Brunovsky decomposition

## Flat systems: example

Consider the system

$$\begin{cases} \dot{x}_1 &= x_1 + x_2 \\ \dot{x}_2 &= x_2^2 + u \\ z &= x_1. \end{cases} \quad (6)$$

For the derivation step, we compute  $z, \dot{z}, \ddot{z}, \dots$  with respect to  $\mathbf{x}$  and  $u$  until  $u$  occurs. We get

$$\lambda \begin{cases} z &= x_1 \\ \dot{z} &= \dot{x}_1 = x_1 + x_2 \\ \ddot{z} &= \dot{x}_1 + \dot{x}_2 = x_1 + x_2 + x_2^2 + u. \end{cases} \quad (7)$$

Since we had to derive twice, we conclude that the Kronecker index is  $\kappa = 2$  which corresponds to the dimension of  $\mathbf{x} = (x_1, x_2)^\top$ . As a consequence, the output  $z$  is flat.

Brunovsky decomposition

## Flat systems: Brunovsky decomposition

The differential flat system:

- $\dot{\mathbf{x}}(t) = \mathbf{f}(\mathbf{x}(t), \mathbf{u}(t))$
- with flat outputs  $z_1, \dots, z_m$
- and sensor outputs  $\mathbf{y}$

## Brunovsky decomposition

## Flat systems: Brunovsky decomposition

The differential flat system:

- $\dot{\mathbf{x}}(t) = \mathbf{f}(\mathbf{x}(t), \mathbf{u}(t))$
- with flat outputs  $z_1, \dots, z_m$
- and sensor outputs  $\mathbf{y}$

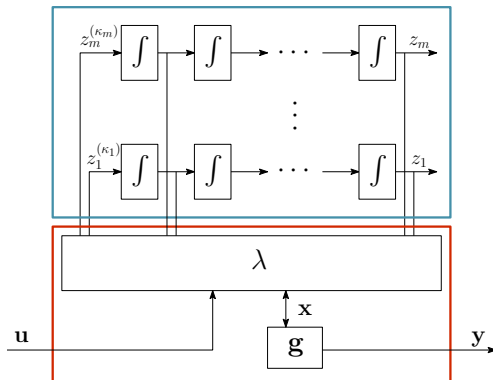
admits the following Brunovsky decomposition:

$$\left. \begin{array}{l} \dot{\mathbf{x}}(t) = \mathbf{f}(\mathbf{x}(t), \mathbf{u}(t)) \\ \mathbf{z} = \mathbf{h}(\mathbf{x}) \\ \mathbf{y} = \mathbf{g}(\mathbf{x}) \end{array} \right\} \iff \left\{ \begin{array}{l} \left( \begin{array}{c} z_1 \\ \dot{z}_1 \\ \vdots \\ z_m^{(\kappa_m)} \end{array} \right) = \lambda \left( \begin{array}{c} \mathbf{x} \\ \mathbf{u} \end{array} \right) \\ z_1^{(\kappa_1)} \xrightarrow{f} \dots \xrightarrow{f} \dot{z}_1 \xrightarrow{f} z_1 \\ \vdots \\ z_m^{(\kappa_m)} \xrightarrow{f} \dots \xrightarrow{f} \dot{z}_m \xrightarrow{f} z_m \\ \mathbf{y} = \mathbf{g}(\mathbf{x}) \end{array} \right. \quad (8)$$

Brunovsky decomposition

Rewriting system

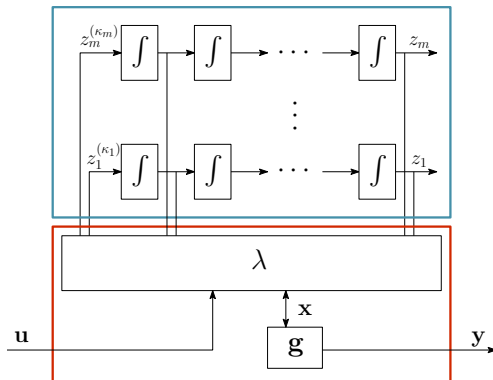
$$\left. \begin{aligned} \dot{\mathbf{x}}(t) &= \mathbf{f}(\mathbf{x}(t), \mathbf{u}(t)) \\ \mathbf{z} &= \mathbf{h}(\mathbf{x}) \\ \mathbf{y} &= \mathbf{g}(\mathbf{x}) \end{aligned} \right\} \Longleftrightarrow$$



## Brunovsky decomposition

## Rewriting system

$$\left. \begin{aligned} \dot{\mathbf{x}}(t) &= \mathbf{f}(\mathbf{x}(t), \mathbf{u}(t)) \\ \mathbf{z} &= \mathbf{h}(\mathbf{x}) \\ \mathbf{y} &= \mathbf{g}(\mathbf{x}) \end{aligned} \right\} \Longleftrightarrow$$



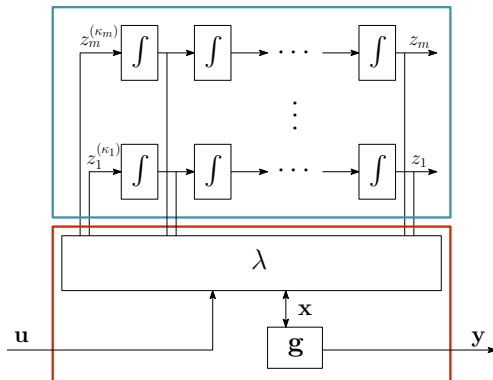
- Introducing so-called *Chains of integrators*:

$$\int \rightarrow \int \rightarrow \int \rightarrow \dots$$

## Brunovsky decomposition

## Rewriting system

$$\left. \begin{aligned} \dot{\mathbf{x}}(t) &= \mathbf{f}(\mathbf{x}(t), \mathbf{u}(t)) \\ \mathbf{z} &= \mathbf{h}(\mathbf{x}) \\ \mathbf{y} &= \mathbf{g}(\mathbf{x}) \end{aligned} \right\} \Longleftrightarrow$$



- Introducing so-called *Chains of integrators*:  
 $\int \rightarrow \int \rightarrow \int \rightarrow \dots$
- Integrator operations  $\int$  are separated from non-linear relations:  $\lambda$ ,  $g$



Brunovsky decomposition

Rewriting system: application on the wheeled robot

Decomposition of the evolution function  $\dot{\mathbf{x}} = \mathbf{f}(\mathbf{x}, \mathbf{u})$ :

$$\left. \begin{array}{ll} (i) & \dot{x}_1 = x_4 \cos(x_3) \\ (ii) & \dot{x}_2 = x_4 \sin(x_3) \\ (iii) & \dot{x}_3 = u_1 \\ (iv) & \dot{x}_4 = u_2 \end{array} \right\}$$

## Brunovsky decomposition

## Rewriting system: application on the wheeled robot

Decomposition of the evolution function  $\dot{\mathbf{x}} = \mathbf{f}(\mathbf{x}, \mathbf{u})$ :

From the literature, let us take  $\mathbf{z} = (x_1, x_2)^\top$

$$\begin{array}{l}
 (i) \quad \dot{x}_1 = x_4 \cos(x_3) \\
 (ii) \quad \dot{x}_2 = x_4 \sin(x_3) \\
 (iii) \quad \dot{x}_3 = u_1 \\
 (iv) \quad \dot{x}_4 = u_2
 \end{array} \left. \vphantom{\begin{array}{l} (i) \\ (ii) \\ (iii) \\ (iv) \end{array}} \right\} \iff \begin{array}{l}
 (I) \quad \left\{ \begin{pmatrix} z_1 \\ z_2 \end{pmatrix} = \underbrace{\begin{pmatrix} x_1 \\ x_2 \end{pmatrix}}_{\lambda(\mathbf{x}, \mathbf{u})} \right. \\
 (II) \quad \left\{ \begin{array}{l} z_1 \\ z_2 \end{array} \right.
 \end{array}$$

## Brunovsky decomposition

## Rewriting system: application on the wheeled robot

Decomposition of the evolution function  $\dot{\mathbf{x}} = \mathbf{f}(\mathbf{x}, \mathbf{u})$ :

From the literature, let us take  $\mathbf{z} = (x_1, x_2)^\top$

$$\begin{aligned}
 \left. \begin{array}{ll} (i) & \dot{x}_1 = x_4 \cos(x_3) \\ (ii) & \dot{x}_2 = x_4 \sin(x_3) \\ (iii) & \dot{x}_3 = u_1 \\ (iv) & \dot{x}_4 = u_2 \end{array} \right\} & \Longleftrightarrow & (I) \quad \left\{ \begin{array}{l} \begin{pmatrix} z_1 \\ z_2 \\ \dot{z}_1 \\ \dot{z}_2 \end{pmatrix} = \underbrace{\begin{pmatrix} x_1 \\ x_2 \\ x_4 \cos(x_3) \\ x_4 \sin(x_3) \end{pmatrix}}_{\lambda(\mathbf{x}, \mathbf{u})} \end{array} \right. \\
 & & (II) \quad \left\{ \begin{array}{l} \dot{z}_1 \xrightarrow{f} z_1 \\ \dot{z}_2 \xrightarrow{f} z_2 \end{array} \right.
 \end{aligned}$$

## Brunovsky decomposition

## Rewriting system: application on the wheeled robot

Decomposition of the evolution function  $\dot{\mathbf{x}} = \mathbf{f}(\mathbf{x}, \mathbf{u})$ :

From the literature, let us take  $\mathbf{z} = (x_1, x_2)^\top$

$$\begin{aligned}
 \left. \begin{aligned}
 (i) \quad \dot{x}_1 &= x_4 \cos(x_3) \\
 (ii) \quad \dot{x}_2 &= x_4 \sin(x_3) \\
 (iii) \quad \dot{x}_3 &= u_1 \\
 (iv) \quad \dot{x}_4 &= u_2
 \end{aligned} \right\} \iff (I) \left\{ \begin{pmatrix} z_1 \\ z_2 \\ \dot{z}_1 \\ \dot{z}_2 \\ \ddot{z}_1 \\ \ddot{z}_2 \end{pmatrix} = \begin{pmatrix} x_1 \\ x_2 \\ x_4 \cos(x_3) \\ x_4 \sin(x_3) \\ \underbrace{u_2 \cos(x_3) - u_1 x_4 \sin(x_3)}_{\lambda(\mathbf{x}, \mathbf{u})} \\ \underbrace{u_2 \sin(x_3) + u_1 x_4 \cos(x_3)}_{\lambda(\mathbf{x}, \mathbf{u})} \end{pmatrix} \right. \\
 \\
 (II) \left\{ \begin{aligned} \ddot{z}_1 &\xrightarrow{f} \dot{z}_1 \xrightarrow{f} z_1 \\ \ddot{z}_2 &\xrightarrow{f} \dot{z}_2 \xrightarrow{f} z_2 \end{aligned} \right.
 \end{aligned}$$

## Brunovsky decomposition

## Rewriting system: application on the wheeled robot

Decomposition of the evolution function  $\dot{\mathbf{x}} = \mathbf{f}(\mathbf{x}, \mathbf{u})$ :

From the literature, let us take  $\mathbf{z} = (x_1, x_2)^\top$

$$\begin{aligned}
 \left. \begin{aligned}
 (i) \quad \dot{x}_1 &= x_4 \cos(x_3) \\
 (ii) \quad \dot{x}_2 &= x_4 \sin(x_3) \\
 (iii) \quad \dot{x}_3 &= u_1 \\
 (iv) \quad \dot{x}_4 &= u_2
 \end{aligned} \right\} \iff (I) \left\{ \begin{pmatrix} z_1 \\ z_2 \\ \dot{z}_1 \\ \dot{z}_2 \\ \ddot{z}_1 \\ \ddot{z}_2 \end{pmatrix} = \begin{pmatrix} x_1 \\ x_2 \\ x_4 \cos(x_3) \\ x_4 \sin(x_3) \\ \underbrace{u_2 \cos(x_3) - u_1 x_4 \sin(x_3)}_{\lambda(\mathbf{x}, \mathbf{u})} \\ \underbrace{u_2 \sin(x_3) + u_1 x_4 \cos(x_3)}_{\lambda(\mathbf{x}, \mathbf{u})} \end{pmatrix} \right. \\
 \\
 (II) \left\{ \begin{aligned} \ddot{z}_1 &\xrightarrow{f} \dot{z}_1 \xrightarrow{f} z_1 \\ \ddot{z}_2 &\xrightarrow{f} \dot{z}_2 \xrightarrow{f} z_2 \end{aligned} \right.
 \end{aligned}$$

- Block (I) is only made of non-linear static equations
- Block (II) is made of pure chains of integrators

## Brunovsky decomposition

Rewriting system: application on the wheeled robot

$$\left\{ \begin{pmatrix} z_1 \\ z_2 \\ \dot{z}_1 \\ \dot{z}_2 \\ \ddot{z}_1 \\ \ddot{z}_2 \end{pmatrix} \right\} = \underbrace{\begin{pmatrix} x_1 \\ x_2 \\ x_4 \cos(x_3) \\ x_4 \sin(x_3) \\ u_2 \cos(x_3) - u_1 x_4 \sin(x_3) \\ u_2 \sin(x_3) + u_1 x_4 \cos(x_3) \end{pmatrix}}_{\lambda(\mathbf{x}, \mathbf{u})}$$


$$\left\{ \begin{array}{l} \ddot{z}_1 \xrightarrow{f} \dot{z}_1 \xrightarrow{f} z_1 \\ \ddot{z}_2 \xrightarrow{f} \dot{z}_2 \xrightarrow{f} z_2 \end{array} \right.$$

## Brunovsky decomposition

## Rewriting system: application on the wheeled robot

$$\left\{ \begin{pmatrix} z_1 \\ z_2 \\ \dot{z}_1 \\ \dot{z}_2 \\ \ddot{z}_1 \\ \ddot{z}_2 \end{pmatrix} \right\} = \underbrace{\begin{pmatrix} x_1 \\ x_2 \\ x_4 \cos(x_3) \\ x_4 \sin(x_3) \\ u_2 \cos(x_3) - u_1 x_4 \sin(x_3) \\ u_2 \sin(x_3) + u_1 x_4 \cos(x_3) \end{pmatrix}}_{\lambda(\mathbf{x}, \mathbf{u})}$$

$$\left\{ \begin{array}{l} \ddot{z}_1 \xrightarrow{f} \dot{z}_1 \xrightarrow{f} z_1 \\ \ddot{z}_2 \xrightarrow{f} \dot{z}_2 \xrightarrow{f} z_2 \end{array} \right.$$

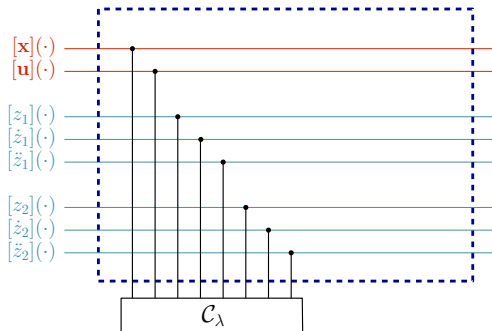


## Brunovsky decomposition

## Rewriting system: application on the wheeled robot

$$\left\{ \begin{pmatrix} z_1 \\ z_2 \\ \dot{z}_1 \\ \dot{z}_2 \\ \ddot{z}_1 \\ \ddot{z}_2 \end{pmatrix} \right\} = \underbrace{\begin{pmatrix} x_1 \\ x_2 \\ x_4 \cos(x_3) \\ x_4 \sin(x_3) \\ u_2 \cos(x_3) - u_1 x_4 \sin(x_3) \\ u_2 \sin(x_3) + u_1 x_4 \cos(x_3) \end{pmatrix}}_{\lambda(\mathbf{x}, \mathbf{u})}$$

$$\left\{ \begin{array}{l} \ddot{z}_1 \xrightarrow{f} \dot{z}_1 \xrightarrow{f} z_1 \\ \ddot{z}_2 \xrightarrow{f} \dot{z}_2 \xrightarrow{f} z_2 \end{array} \right.$$



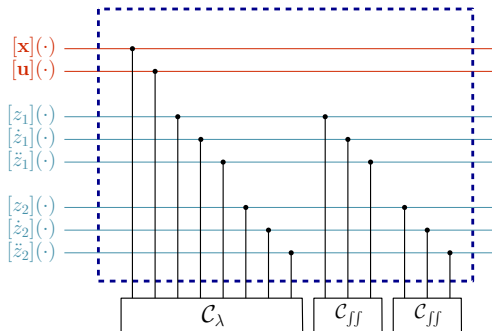


## Brunovsky decomposition

## Rewriting system: application on the wheeled robot

$$\left\{ \begin{pmatrix} z_1 \\ z_2 \\ \dot{z}_1 \\ \dot{z}_2 \\ \ddot{z}_1 \\ \ddot{z}_2 \end{pmatrix} \right\} = \underbrace{\begin{pmatrix} x_1 \\ x_2 \\ x_4 \cos(x_3) \\ x_4 \sin(x_3) \\ u_2 \cos(x_3) - u_1 x_4 \sin(x_3) \\ u_2 \sin(x_3) + u_1 x_4 \cos(x_3) \end{pmatrix}}_{\lambda(\mathbf{x}, \mathbf{u})}$$

$$\left\{ \begin{array}{l} \ddot{z}_1 \xrightarrow{f} \dot{z}_1 \xrightarrow{f} z_1 \\ \ddot{z}_2 \xrightarrow{f} \dot{z}_2 \xrightarrow{f} z_2 \end{array} \right.$$



## Brunovsky decomposition

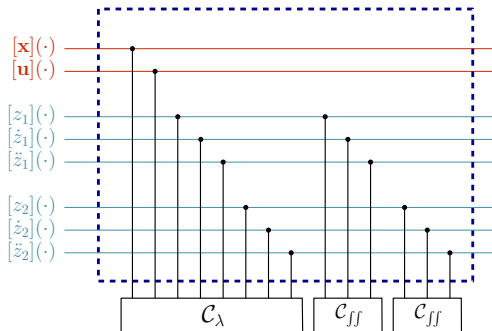
## Rewriting system: application on the wheeled robot

$$\left\{ \begin{pmatrix} z_1 \\ z_2 \\ \dot{z}_1 \\ \dot{z}_2 \\ \ddot{z}_1 \\ \ddot{z}_2 \end{pmatrix} \right\} = \underbrace{\begin{pmatrix} x_1 \\ x_2 \\ x_4 \cos(x_3) \\ x_4 \sin(x_3) \\ u_2 \cos(x_3) - u_1 x_4 \sin(x_3) \\ u_2 \sin(x_3) + u_1 x_4 \cos(x_3) \end{pmatrix}}_{\lambda(\mathbf{x}, \mathbf{u})}$$

$$\left\{ \begin{array}{l} \ddot{z}_1 \xrightarrow{f} \dot{z}_1 \xrightarrow{f} z_1 \\ \ddot{z}_2 \xrightarrow{f} \dot{z}_2 \xrightarrow{f} z_2 \end{array} \right.$$

## Involved contractors:

- $\mathcal{C}_\lambda([\mathbf{x}], [\mathbf{u}], [\mathbf{z}], [\dot{\mathbf{z}}], [\ddot{\mathbf{z}}])$
- $\mathcal{C}_{ff}([z_1](\cdot), [\dot{z}_1](\cdot), [\ddot{z}_1](\cdot))$
- $\mathcal{C}_{ff}([z_2](\cdot), [\dot{z}_2](\cdot), [\ddot{z}_2](\cdot))$



## Section 3

# The integrator chain contractor $\mathcal{C}_{ff}$

The integrator chain contractor  $\mathcal{C}_{ff}$

## Definition

A dedicated integrator chain contractor, denoted by  $\mathcal{C}_{ff}$ , has to be provided for:

$$z^{(\kappa)} \xrightarrow{\int} \dots \xrightarrow{\int} \dot{z} \xrightarrow{\int} z \quad (9)$$

→ it allows to accurately propagate information from one signal through its primitives and derivatives.

The integrator chain contractor  $\mathcal{C}_{ff}$

## Definition

A dedicated integrator chain contractor, denoted by  $\mathcal{C}_{ff}$ , has to be provided for:

$$z^{(\kappa)} \xrightarrow{\int} \dots \xrightarrow{\int} \dot{z} \xrightarrow{\int} z \quad (9)$$

—→ it allows to accurately propagate information from one signal through its primitives and derivatives.

**What about a decomposition?**

$$z^{(\kappa)} \xrightarrow{\int} z^{(\kappa-1)}, \dots, \ddot{z} \xrightarrow{\int} \dot{z}, \dots, \dot{z} \xrightarrow{\int} z. \quad (10)$$

The integrator chain contractor  $\mathcal{C}_{ff}$

## Definition

A dedicated integrator chain contractor, denoted by  $\mathcal{C}_{ff}$ , has to be provided for:

$$z^{(\kappa)} \xrightarrow{\int} \dots \xrightarrow{\int} \dot{z} \xrightarrow{\int} z \quad (9)$$

—→ it allows to accurately propagate information from one signal through its primitives and derivatives.

What about a decomposition?

$$z^{(\kappa)} \xrightarrow{\int} z^{(\kappa-1)}, \dots, \ddot{z} \xrightarrow{\int} \dot{z}, \dots, \dot{z} \xrightarrow{\int} z. \quad (10)$$

**Strong wrapping effect**

The integrator chain contractor  $\mathcal{C}_{ff}$

## Linear state estimator

Let us consider the integrator chain constraint involving the signals  $(z^{(0)}, z^{(1)}, \dots, z^{(\kappa)}, w)$  and defined as:

$$w \xrightarrow{f} z^{(\kappa)} \xrightarrow{f} \dots \xrightarrow{f} \dot{z} \xrightarrow{f} z \quad (11)$$

The integrator chain contractor  $\mathcal{C}_{ff}$

## Linear state estimator

Let us consider the integrator chain constraint involving the signals  $(z^{(0)}, z^{(1)}, \dots, z^{(\kappa)}, w)$  and defined as:

$$w \xrightarrow{f} z^{(\kappa)} \xrightarrow{f} \dots \xrightarrow{f} \dot{z} \xrightarrow{f} z \quad (11)$$

This chain can be cast into the following **linear system**:

$$\dot{\mathbf{z}}(t) = \underbrace{\begin{pmatrix} 0 & 1 & 0 & \dots & \\ 0 & 0 & 1 & & \\ \vdots & \vdots & & & \vdots \\ 0 & 0 & 0 & \dots & 1 \\ 0 & 0 & 0 & \dots & 0 \end{pmatrix}}_{\mathbf{A}} \mathbf{z}(t) + \underbrace{\begin{pmatrix} 0 \\ 0 \\ \vdots \\ 1 \end{pmatrix}}_{\mathbf{B}} w(t), \quad (12)$$

where  $w(\cdot)$  is known to be inside a tube  $[w](\cdot)$ .



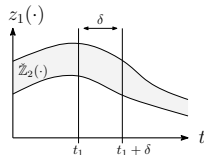
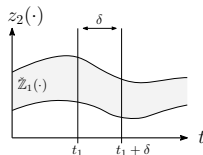
The integrator chain contractor  $\mathcal{C}_{ff}$

## Linear state estimator

Considering for instance the chain:

$$w \xrightarrow{f} z_2 \xrightarrow{f} z_1$$

and prior 2d sets  $\check{Z}(\cdot)$   
implemented as tubes  
 $[z_1] \times [z_2](\cdot)$  (upper  
part of the figure)



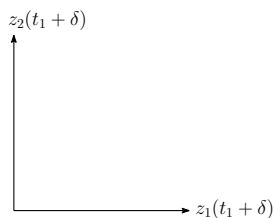
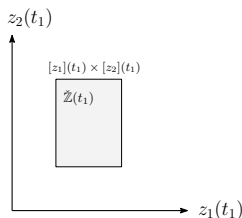
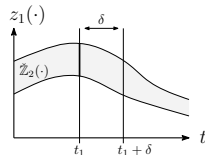
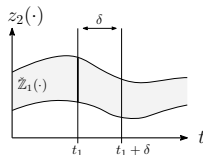
The integrator chain contractor  $\mathcal{C}_{ff}$

## Linear state estimator

Considering for instance the chain:

$$w \xrightarrow{\int} z_2 \xrightarrow{\int} z_1$$

and prior 2d sets  $\check{Z}(\cdot)$  implemented as tubes  $[z_1] \times [z_2](\cdot)$  (upper part of the figure)



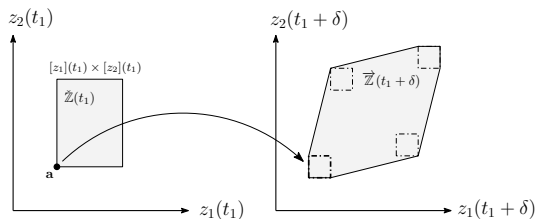
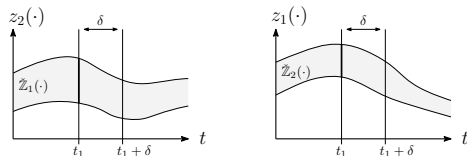
The integrator chain contractor  $\mathcal{C}_{ff}$

Linear state estimator

Considering for instance the chain:

$$w \xrightarrow{\int} z_2 \xrightarrow{\int} z_1$$

and prior 2d sets  $\check{\mathbb{Z}}(\cdot)$  implemented as tubes  $[z_1] \times [z_2](\cdot)$  (upper part of the figure)



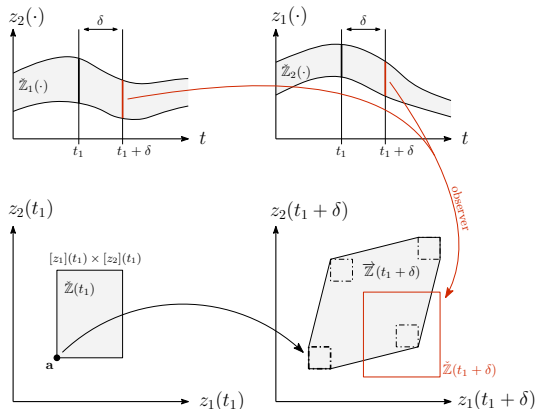
The integrator chain contractor  $\mathcal{C}_{ff}$

Linear state estimator

Considering for instance the chain:

$$w \xrightarrow{\int} z_2 \xrightarrow{\int} z_1$$

and prior 2d sets  $\check{Z}(\cdot)$  implemented as tubes  $[z_1] \times [z_2](\cdot)$  (upper part of the figure)



State observations are processed as restrictions from the tubes.

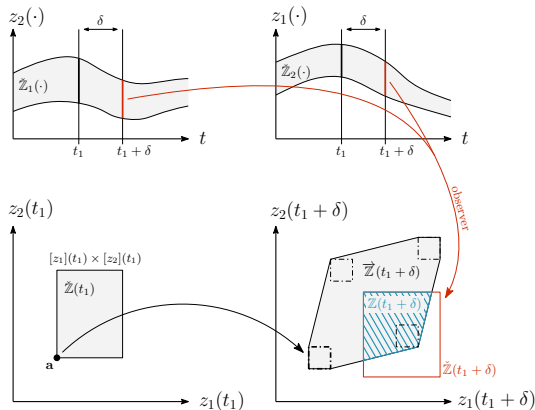
The integrator chain contractor  $\mathcal{C}_{ff}$

Linear state estimator

Considering for instance the chain:

$$w \xrightarrow{\int} z_2 \xrightarrow{\int} z_1$$

and prior 2d sets  $\check{Z}(\cdot)$  implemented as tubes  $[z_1] \times [z_2](\cdot)$  (upper part of the figure)



One computation step of  $\mathcal{C}_{ff}([z_1](\cdot), [z_2](\cdot), [w](\cdot))$   
(result is the blue hatched part).

State observations are processed as restrictions from the tubes.

The integrator chain contractor  $\mathcal{C}_{ff}$

## Linear state estimator

Minimal outputs can be obtained, as restrictions always correspond to the intersection of a polygon and a box, which can be computed accurately.

The integrator chain contractor  $\mathcal{C}_{ff}$

## Linear state estimator

Minimal outputs can be obtained, as restrictions always correspond to the intersection of a polygon and a box, which can be computed accurately.

---

$\mathcal{C}_{\text{linobs}}$ : an optimal contractor for systems  $\dot{\mathbf{z}}(t) = \mathbf{A}\mathbf{z}(t) + \mathbf{B}\mathbf{w}(t)$ .

■ **Exact bounded-error continuous-time linear state estimator**

S. Rohou, L. Jaulin, *Systems & Control Letters*, 2021

The integrator chain contractor  $\mathcal{C}_{ff}$

## Linear state estimator

Minimal outputs can be obtained, as restrictions always correspond to the intersection of a polygon and a box, which can be computed accurately.

---

$\mathcal{C}_{\text{linobs}}$ : an optimal contractor for systems  $\dot{\mathbf{z}}(t) = \mathbf{A}\mathbf{z}(t) + \mathbf{B}\mathbf{w}(t)$ .

■ **Exact bounded-error continuous-time linear state estimator**

S. Rohou, L. Jaulin, *Systems & Control Letters*, 2021

---

■ **An ellipsoidal predictor-corrector state estimation scheme for linear continuous-time systems with bounded parameters and bounded measurement errors**

A. Rauh, S. Rohou, L. Jaulin, *Frontiers In Control Engineering*, 2022



## Section 4

# Back to the localization problem

Back to the localization problem

## Contractor network

Mobile robotic state equations:

$$\dot{\mathbf{x}}(t) = \mathbf{f}(\mathbf{x}(t), \mathbf{u}(t)), \quad (13a)$$

$$y_i = g(\mathbf{x}(t_i)), \quad (13b)$$

Corresponding list of contractors,  
resulting from the Brunovsky decomposition:

- $\mathcal{C}_\lambda([\mathbf{x}], [\mathbf{u}], [\mathbf{z}], [\dot{\mathbf{z}}], [\ddot{\mathbf{z}}])$
- $\mathcal{C}_{ff}([z_1](\cdot), [\dot{z}_1](\cdot), [\ddot{z}_1](\cdot))$
- $\mathcal{C}_{ff}([z_2](\cdot), [\dot{z}_2](\cdot), [\ddot{z}_2](\cdot))$
- $\mathcal{C}_g([\mathbf{x}](t_i), [y_i])$

Back to the localization problem

## Reproducible example

Unknown states:

$$\mathbf{x}(t) = \begin{pmatrix} 10 \cos(t) \\ 5 \sin(2t) \\ \frac{\text{atan2}(10 \cos(2t), -10 \sin(t))}{\sqrt{(-10 \sin(t))^2 + (10 \cos(2t))^2}} \end{pmatrix} \quad (14)$$

Known inputs:

$$\mathbf{u}(t) = \begin{pmatrix} \frac{2 \sin(t) \sin(2t) + \cos(t) \cos(2t)}{\sin^2(t) + \cos^2(2t)} \\ \frac{10 \cos(t) \cdot \sin(t) - 20 \cos(2t) \cdot \sin(2t)}{\sqrt{\sin^2(t) + \cos^2(2t)}} \end{pmatrix} \quad (15)$$

Observation equation:

$$y^j(t_i) = \sqrt{\left(x_1(t_i) - m_1^j\right)^2 + \left(x_2(t_i) - m_2^j\right)^2} \quad (16)$$

Back to the localization problem

## Reproducible example

Two known landmarks:  $\mathbf{m}^a = (-5, 6)$  and  $\mathbf{m}^b = (0, -4)$

$t_i$	$[y^a](t_i)$
0.75	[12.333,12.383]
2.25	[10.938,10.988]

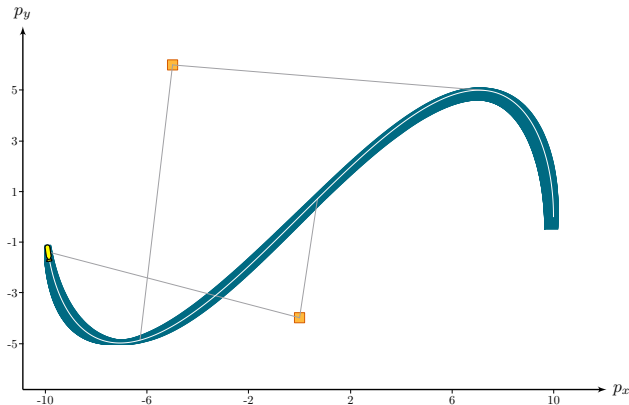
$t_i$	$[y^b](t_i)$
1.50	[4.733,4.783]
3.00	[10.211,10.261]

**Table:** Set of four bounded measurements  $(t_i, [y](t_i))$ .

The simulation is run for  $t \in [0, 3]$ .

Back to the localization problem

## Results

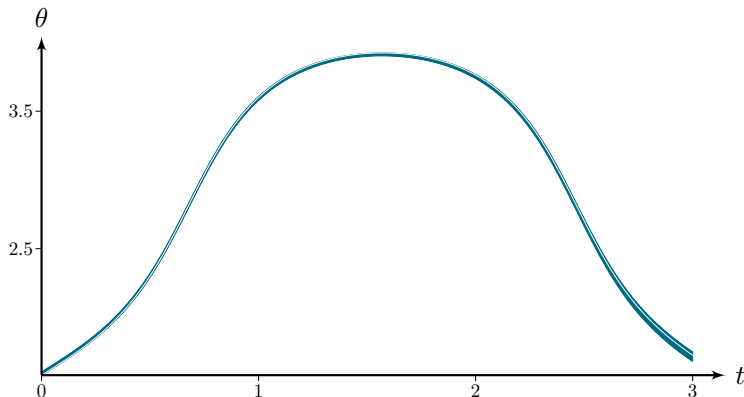


Set  $[\mathbf{x}](\cdot)$  of feasible states projected in two dimensions. The unknown planar trajectory remains enclosed in the tube.

The simulation runs in 36 seconds.

Back to the localization problem

## Results



The tube  $[x_3](\cdot)$  of feasible headings. The actual but unknown truth is plotted in white and guaranteed to be enclosed in the computed  $[x_3](\cdot)$ .

The simulation runs in 36 seconds.

## Section 5

# Conclusion

## Conclusion

## Interval Brunovsky decomposition for non-linear systems

The problem is difficult due to:

- non-linearities in  $\mathbf{f}$ ,  $g$
- uncertainties on  $\mathbf{u}(\cdot)$ ,  $y_i$ ,  $t_i$ ,  $\dots$
- no initial condition on  $\mathbf{x} \implies$  no linearization point



## Conclusion

## Interval Brunovsky decomposition for non-linear systems

**The problem is difficult due to:**

- non-linearities in  $\mathbf{f}$ ,  $g$
- uncertainties on  $\mathbf{u}(\cdot)$ ,  $y_i$ ,  $t_i$ , ...
- no initial condition on  $\mathbf{x} \implies$  no linearization point

Easily dealt with a **Brunovsky approach coupled with interval methods**, if the system is flat:

1. symbolic decomposition: the differential part is separated from the non-linear equations
2. an interval method is applied, with an optimal operator for the differential part expressed as a linear system

## Conclusion

### ■ Brunovsky decomposition for dynamic interval localization

S. Rohou, L. Jaulin, *IEEE Transactions on Automatic Control*, 2023

---

Code available in the Codac library:

*Interval tools for constraint programming over reals, trajectories and sets.*

<http://codac.io>